

NicoletOne vEEG System

A Cost Effective Value EEG System

The NicoletOne vEEG system offers excellent value without compromising quality. This system delivers essential features for efficient performance, making it ideal for your clinical needs.

The NicoletOne vEEG system offers all the features of sophisticated EEG systems such as photic stimulation, timers for hyperventilation, data remounting, reports and more. NicoletOne vEEG can also be enhanced with a number of optional add-on packages including digital video, spike and seizure detection or sleep analysis.

Flexible Options

Synchronous Video: Up to 640 x 480 resolution.

Spike and Seizure Detection: Online and offline Spike and Seizure detection with user configurable parameters. Spike sensitivity can be modified post acquisition via a slider control, quickly displaying the resulting changes.

Trend Analysis: Offline and online trend analysis. Envelope, total power, absolute band power, relative band power, amplitude integrated EEG, spectral edge and spectrogram. Unlimited number of simultaneous trends. Individual filter settings for each trend.

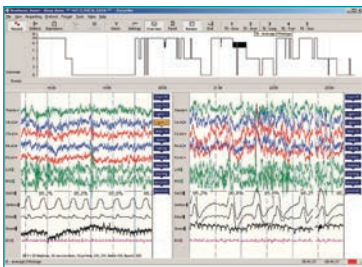
Topographic Brain Maps: Band Power, Coherence & Amplitude maps.

Remote Control: Control a recording session remotely. Provides all the functionality of the acquisition program on a Review System connected via Local Area Network (LAN).

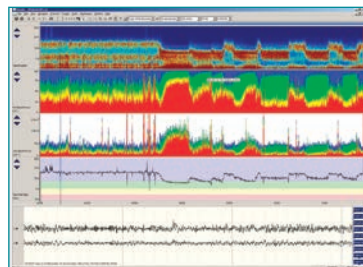
Remote Review: Remotely review data over the Internet using a Citrix server to make timely patient care-related decisions

Sleep Analysis: Transform your system into a fully-functional polysomnography system.

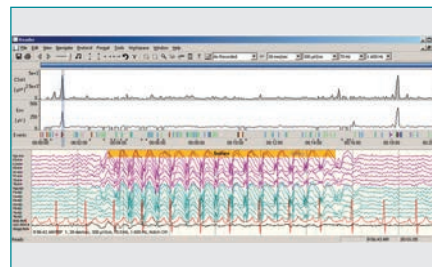
NicVue Connect HL7: Package seamlessly connects diagnostic equipment to the Hospital Information System (HIS).



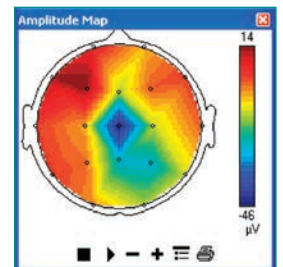
Recording Screen



Trend Screen



Trends/Seizure Screen



Amplitude Map Screen

vEEG Amplifiers and Headboxes

Field-tested, rugged and reliable

Feature: Passive headbox with glow-in-the-dark overlay

Benefit: For ease of use in darkened environments

Feature: Integrated Impedance Display

Benefit: See your impedance value right at the bedside

Feature: Integrated SpO2

Benefit: Added value with SpO2 enabling sleep monitoring

Feature: Ethernet Amplifier Interface

Benefit: Industry-standard connection

Feature: 9 Auxiliary pair (AC or DC)

Benefit: Ability to connect devices such as respiratory belts, thermisters, etc

Feature: Patient Event Button

Benefit: System software creates entries in the event list

Feature: One High Level DC Input (v32 only)

Benefit: Ability to connect various devices such as CPAP

Feature: 12 High Level DC Inputs (v44 only)

Benefit: Ability to connect multiple devices such as CPAP



v44 Amplifier and Headbox



v32 Amplifier and Headbox



Service

Natus Neurology is committed to providing exemplary service to our customers. Our dedicated and experienced Customer Service Team will assist with every aspect of an order. To support our products, we provide factory-trained Field Technicians and Clinical Application Specialists for onsite support. Additionally, we provide an in-house Technical Support Team, staffed with experts, and a strong distribution network in International Markets to offer a wide range of service options. Allowing our customers more time to care for their patients is our goal. Customer loyalty is our reward.

Supplies

Natus Neurology offers a full range of neurodiagnostic accessories and supplies promoting patient comfort. Our dedicated customer service team provides a streamlined order and shipping process to save you time and money.

To learn more about Natus Neurology Service Programs or our full line of Supplies and Accessories, contact your local distributor or sales representative.
US Customers Call: **1-800-356-0007**



Natus Neurology Incorporated

3150 Pleasant View Road
Middleton, WI 53562 USA
Tel: 1-800-356-0007
1-608-829-8500
Fax: 1-608-829-8709
www.natus.com